



How To Measure For Perfect Cafe Curtains

First, provide us with your info and which fabric you love!

Name: Postal/ZIP Code: Room:

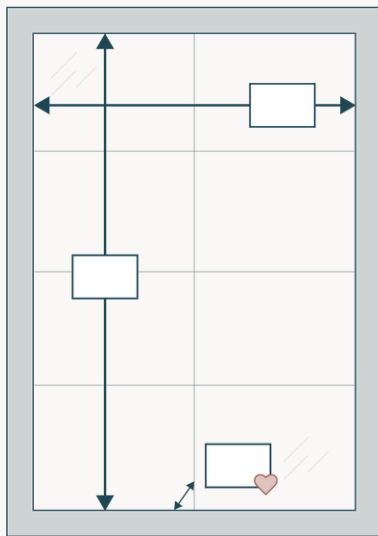
Fabric Collection: Colour:

Pleat Style: Top Tack 4" 2 Fold 4" Inverted


Hardware: None 3/4" Satin Brass 3/4" Oil Rubbed Bronze 3/4" Chrome 3/4" Brushed Nickel

Preferred length from top of pole (hold your tape up and use mullions of window as your guide):

Inside Mount

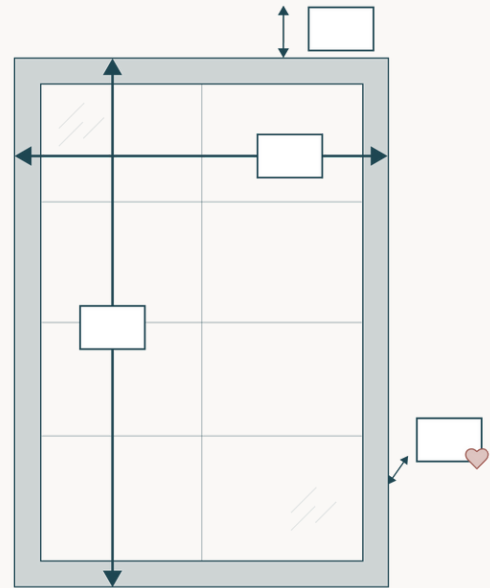


For **inside mount** cafes, please fill in the blanks above. Measure the width of the inside of the window, and also provide us with the inside full length and your desired finished length.


 = the depth of the inside of the window trim

Note: there needs to be at least 1" of window depth from frame to glass in order to mount hardware

Outside Mount



For **outside mount** cafes, please fill in the blanks above. Measure the width and the length of your window from outside of trim to outside of trim. Please also let us know the distance from the top of the window trim to the bottom of the crown or ceiling if you intend to mount them above your window.

 = the depth of the inside of the window trim

Simply fill in the blanks and you're on your way to perfect cafe curtains!